


Rope Master / Skookum

HOISTING BLOCKS: Built to Your Requirements



ALSO AVAILABLE IN OVAL PATTERN

BRONZE BEARINGS — OILITE BEARINGS — GRAPHITE BRONZE BEARINGS — ROLLER BEARINGS

Sheave Sizes	No. Sheaves	Line Sizes	Load Ratings
4" to 60"	Any Number	1/4" to 2 1/2"	1/2 ton to 500 tons

All Rope Master/Skookum Blocks Feature:


- Heavy-duty-steel construction.
- "Long-Life" manganese-steel sheaves or heavy-duty cast-steel sheaves.
- Large-diameter sheave pins of cold-drawn or ground-and-polished stress-proof steel.
- Bronze bearings or roller-bearings. (Pressure lubricated)
- "Gold Standard" forged-alloy-steel block attachments.
- Complete selection of optional block attachments.
- Special bronze thrust washers which reduce the need to replace sheaves.
- Design factor - ultimate strength is 5 times safe working load.

Please furnish the following when ordering:


1. Maximum Load
2. Sheave Diameter
3. Number of Sheaves
4. Sheave Material: Manganese Steel or Cast Steel
5. Pattern - Diamond or Oval
6. Type of Bearing
7. Line Size
8. Type Hanging Device

Rope Master / Skookum


HOISTING BLOCKS: Optional Attachments



Front Shackle




Lashing Shackle




Stiff Swivel Hook



Loose Hook

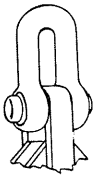


Swivel Shackle and Plain Becket

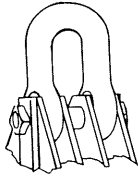


Lashing Shackle and Becket Shackle

When using the following as a reference, please identify by name.



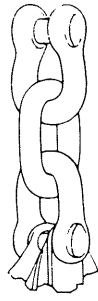
Front Shackle



Lashing Shackle



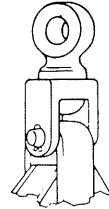
Front and Upset Shackle



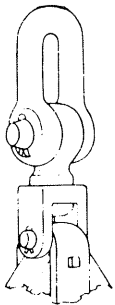
Side and Upset Shackle



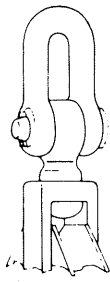
Stiff Swivel Eye



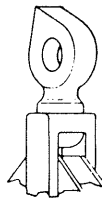
Loose Swivel Eye



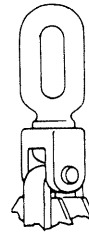
Loose Swivel and Shackle



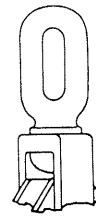
Stiff Swivel and Shackle



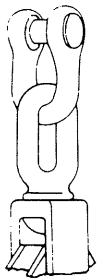
Swivel Gooseneck Eye



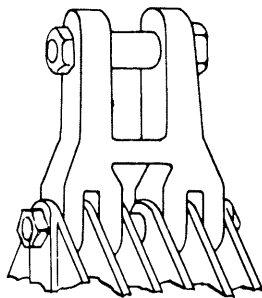
Loose Swivel Elongated Eye



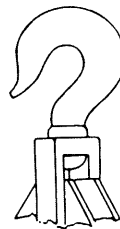
Stiff Swivel Elongated Eye




Stiff Swivel Upset Shackle



Extended Jaw Clevis



Stiff Swivel Hook



Swinging Swivel Hook